







	2017-18 Drop out Rate 	2018-19 Drop out Rate 	Graduation Rate 2019 - 4 year graduation rate 	Graduation Rate 2020 - 4 year graduation rate 	Local Current Expense per Student 2019-20 	Average Teacher Salary Supplement 2019-20 
Davie	2.20%	3.63%	85.7%	87.5%	1,914	2,662
Davidson	2.67%	2.34%	86.0%	88.3%	1,343	2,944
Forsyth	2.49%	3.08%	86.2%	85.8%	2,180	4,309
Iredell	2.74%	2.43%	87.7%	89.1%	1,576	2,946
Rowan	2.97%	2.15%	85.4%	89.1%	2,120	3,258
Yadkin	0.06%	0.25%	88.4%	88.2%	1,350	2,649
Alexander	2.43%	0.14%	83.5%	87.2%	1,413	2,896
Person	2.62%	2.88%	82.2%	80.9%	1,902	4,724
McDowell	3.77%	3.10%	83.2%	86.9%	1,538	1,353
Macon	1.25%	0.74%	93.5%	95.0%	1,695	957
Richmond	3.83%	2.84%	80.9%	84.1%	1,109	1,494
Stokes	3.43%	2.74%	83.1%	87.4%	2,266	1,934
Surry	1.66%	1.81%	93.0%	93.8%	1,064	1,273
Vance	2.39%	2.46%	86.7%	90.3%	1,079	3,021
NC	2.18%	2.01%	86.5%	87.6%		2,842
	FY17-18	FY18-19	4 Year Cohort rate	4 Year Cohort rate		

<http://www.ncpublicschools.org/research/>

NCACC Budget & Tax Survey 2019-20

Avg Benchmark	2.5%	2.1%	86.1%	88.2%	1,587	2,597
---------------	------	------	-------	-------	-------	-------